

PROFESSIONAL JETTING EQUIPMENT & SOLUTIONS

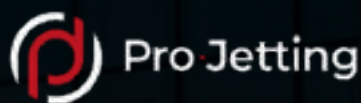


PRO-JETTING EQUIPMENT & SOLUTIONS

PRO-JETTING offers a complete range of units, robots, parts and accessories for jetting and industrial cleaning up to 2800bar (40,600psi) backed by personal service and a certified in-house engineering department with over 16 years experience.

Our product lines include: (Ultra) High pressure units up to 2800 bar; Steam- and Hot water high pressure units, Tank- and industrial cleaning robotics and all complementary parts and accessories to help our customers making their everyday jobs safer, easier and more efficient.

PRO-JETTING'S product lines are engineered to comply with the SIR high pressure safety guidelines and with low-emissions engines that are compatible with renewable fuels.



PRO-JETTING B.V.
ABC-Westland 197
2685 DB, Poeldijk
the Netherlands

+31 174 289 475 [TEL]
www.PRO-JETTING.com
info@PRO-JETTING.com

Disclaimer: This brochure may unintentionally include inaccuracies or errors. We reserve the right to modify, remove or replace the products presented and do not accept accountability for the information and material in this brochure or on the websites to which hyperlinks in this brochure refer. Delivery of our products is based on our general terms and conditions.

TABLE OF CONTENT

PRO-JETTING
P 4



PRO CARTS
P 8



STEAM CLEANING
P 18



ELECTRIC HIGH PRESSURE UNITS
P 32



DIESEL HIGH PRESSURE UNITS
P 40



INDUSTRIAL ROBOTICS
P 58



PRO-JETTING	4
SIR SAFETY	5
CUSTOM IS OUR SPECIALTY	5
SERVICE & MAINTENANCE	5
PROGRAM+	6
PRO CARTS	8
STEAM CLEANING	18
PRO HOT	22
PRO STEAM	22
HDE37	32
HDE56 DNV	36
ALTERNATIVE FUELS	38
HDMD54	40
HDMD P-SERIES	48
INDUSTRIAL ROBOTICS	58
TWK 300	60
R600	62
SYSTEM INTEGRATIONS	66
CUSTOM SOLUTIONS	70
SEWER CLEANING	72
PRO VANPACK	74
C70 CAMERA NOZZLE	80
PUMP KITS	82
PUMPS	84
OEM COMPONENTS	86
PARTS AND ACCESSORIES	88
UHP PARTS AND ACCESSORIES	89
NOTES	90
ID-TEC	91

SEWER CLEANING
P 72

PRO VANPACK
P 74



“INNOVATING THE INDUSTRY WITH HIGH PRESSURE AND ROBOTIC TECHNOLOGIES”

PRODUCT LINES

- **ELECTRIC, DIESEL AND PETROL HIGH PRESSURE UNITS**
- **INDUSTRIAL CLEANING ROBOTICS**
- **SPECIAL PURPOSE VEHICLES**
- **HOT & STEAM HIGH PRESSURE UNITS**
- **SEWER CLEANING VANPACKS**
- **PUMPS, PARTS AND COMPONENTS**
- **NOZZLES, HOSES AND ACCESSORIES**
- **CUSTOM ENGINEERING AND PRIVATE LABELLING**






SIR SAFETY

The safety of our customers is our first priority. Therefore we engineer, manufacture and service in accordance with the SIR (Association for Industrial Cleaning) guidelines with certified personnel and a 4200bar (61,000 psi) testing facility.

CUSTOM IS OUR SPECIALTY

We understand the importance to stand out from competition and invite you to share your ideas and custom requirements, so that our engineers can realize your special equipment and vehicle integration.



SERVICE & MAINTENANCE

Our equipment is built as tough as can be, from durable materials and components.

The beauty of our equipment is the simplicity. A clean design with no more than necessary components that are easy accessible for service.





***“INTEGRATE HIGH PRESSURE UNITS’
CONTROLS WITH PROGRAM+”***



Pump and robot controls with PROgram+

CONTROL SOFTWARE

PROGRAM+

PROgram+ is a customizable software interface for automatized and robotic applications.

The PROgram+ software is windows based and integrates the controls and sensor readings from the high pressure unit with your tablet or PC.

The software can run on a tablet or PC in a slim window next to other programs, making it the ideal solution for operating the pump from the same control unit that is used for cleaning robots or other automatization programs.

The software communicates over Profinet what means that the computer can be connected via ethernet, WIFI or over internet.

CONTROL FUNCTIONS

- Engine START / STOP
- Bypass valve OPEN / CLOSE
- Engine RPM UP / DOWN
- Custom RPM SET / RESET
- Engine REGENERATION
- Compressed Air PRESSURE ADJUSTMENT

SAFETY

- Emergency stop
- Emergency reset
- Protection and warning messages for overheating, low oil level, low water level, low water supply pressure, etc.

SENSOR READINGS

- Pump water supply pressure
- Pump high pressure
- Pump oil pressure
- Pump oil temperature
- Engine fuel level
- Engine temperature
- Engine oil pressure
- Engine AdBlue level
- Water tank level

SERVICE

- Remote dial-in service
- Hourcounters
- System reset
- Software updates and customization

THE MOST **POWERFUL** HIGH PRESSURE UNIT OF ITS SIZE









PRO CART

ELECTRIC - PETROL - DIESEL

 **89 - 4000 BAR** (1290 - 58,000 PSI)

 **3,3 - 174 LPM** (0.9 - 46 GPM)

 **18,5 - 30 KW** (25.2 - 41 HP)

PRO-JETTING PRO CARTS offer an unique and unbeatable combination of PRO features in a compact and mobile high pressure cart.

Available with a 22kW (30HP) or 30kW (41HP) 3-phase electric, 19kW (25HP) Stage V Diesel engine or 30kW (41HP) Petrol engine.

Direct driven pump with a stainless steel pump head for salt water usage, built in a durable, heavy-duty, stainless steel frame with lifting bar.








Water cooled and water tight protected frequency inverter for continuous RPM control and efficient pressure adjustment.*

Easy-accessible large capacity bag filter in a durable, self-venting, housing.

User friendly, with intuitive controls and accessible components for fast setup and easy service.

* Only electric driven PRO CARTS

PRO'S

-  **POWER** - UP TO 30KW (41HP)
-  **COMPACT** - ALL STAINLESS STEEL, CART WITH LIFTING BAR
-  **MOBILE** - LARGE DIAMETER WHEELS WITH SOLID TIRES
-  **ADJUSTABLE RPM** - FOR EFFICIENT PRESSURE SETTING AND A WIDE SCOPE OF APPLICATIONS
-  **EASY REPLACEABLE FILTER** - BAGS IN DURABLE, FREEZE-PROOF, SELF-VENTING HOUSING
-  **OPERATOR FRIENDLY** - INTUITIVE ELECTRONIC CONTROLS
-  **MAINTENANCE FRIENDLY** - ACCESSIBLE COMPONENTS AND MAINTENANCE KITS



FREQUENCY INVERTER

PRO-JETTING's unique water cooled frequency inverter allows continuous RPM control for efficient pressure and flow adjustment, and gentle startup and stopping. (So no more blown fuses.)



STORAGE

*

Space for documentation, filters, hose whips, tools and accessories, covered by a lid.



ELECTRONIC CONTROLS

Intuitive, electronic, controls with dry-run- and temperature protection.



MOBILITY

Compact design with large Alloy wheels with solid rubber tires and brakes.

ALL STAINLESS STEEL

For usage offshore, at shipyards and other harsh environments with removable front- and side covers to make all components accessible for easy service and maintenance.



Diesel

SAFETY VALVE

Easy accessible high pressure safety valve with drain valve to winterize the pump.

FREQUENCY INVERTER

The water cooled and watertight protected frequency inverter is small in size with great performance for continuous pressure adjustment and gentle starting and stopping.



BAG FILTER

Large capacity and washable bag filter in a durable, freeze-proof stainless steel, self venting, housing. (So no more broken filter housings.)

LIFTABLE

From the centre lifting bar or its forklift clearance underneath.



Electric



GAUGES

Convenient side-mounted water supply & high pressure gauges.



QUICK CONNECT

Standard with M24 quick connect couplings and hose whip mount. (all other fittings are possible).

STAINLESS PUMP HEAD

Available in a large variety of PRO-JETTING and HPP pumps mostly with stainless steel pump heads for salt water usage.

* Only electric driven PRO CARTS

SERVICE DETAIL



**EASY ACCESSIBLE, AND NO MORE
THAN NECESSARY COMPONENTS**

HIGH PRESSURE PUMPS

The PRO CARTS are available with a large variety of PRO-JETTING and HPP pumps, mostly with stainless steel pump heads for salt water usage.



PRO-S18

PRO'S

DIRECT DRIVEN

STAINLESS STEEL PUMP HEAD

CERAMIC PLUNGERS

WATER COOLED PUMP CARTER

TECHNICAL DETAILS

SPECIFICATIONS

Dimensions : 1200x750x900mm
(47.2x29.5x35.4")
Certification : CE
: SIR (optional)

FEATURES

- Dry run protection
- Engine temperature protection
- Safety valve

ELECTRIC

Frequency inverter	: Liquid cooled	
Motor brand	: Nicolini	
Power supply	: 3-phase 400VAC / 50 Hz (optional 440VAC / 60 Hz)	
Connection	: 63A 3-phase + 0	
Power	: 22kW (30HP)	30kW (41 HP)
Unit weight	: 260kg (575lbs)	325kg (660lbs)

PETROL

Brand	: Vanguard	
Power	: 30 kW (41hp)	
Motor	: 61G2 – liquid cooled	
Emission	: Stage V	
Unit weight	: 250 kg (550lbs)	
Fuel tank capacity	: 18L (4.75gal) exchangeable tank	
CAN-BUS Control for remote RPM adjustment		



DIESEL

Brand	: Yanmar	
Power	: 19 kW (26hp)	
Motor	: 3TNV82A – liquid cooled	
Emission	: Stage V	
Unit weight	: 340 kg (750lbs)	
Fuel capacity	: 18L (4.75gal) exchangeable tank	



ELECTRIC

ITEM CODE	PUMP TYPE	PRESSURE		FLOW		POWER	
		BAR	PSI	LPM	GPM	KW	HP
HDE22-280-35-PRO	PRO-T20*	280	4060	35	9	22	30
HDE22-300-31CH-PRO	CH 31/300*	300	4350	31	8	22	30
HDE30-107-144ET-PRO	ET 144/110	107	1552	144	38	30	41
HDE30-120-120ET-PRO	ET 120/120	120	1740	120	32	30	41
HDE30-150-101ET-PRO	ET 100/150	150	2175	101	27	30	41
HDE30-175-83ET-PRO	ET 83/175	175	2538	83	22	30	41
HDE30-200-72ET-PRO	ET 72/200	200	2900	72	19	30	41
HDE30-250-55-PRO	PRO-T25*	250	3625	55	15	30	41
HDE30-250-58ET-PRO	ET 55/250	250	3625	58	15	30	41
HDE30-300-43-PRO	PRO-T22*	300	4350	43	11	30	41
HDE30-320-45ETH-PRO	ETH 44/320	320	4640	45	12	30	41
HDE30-400-36-PRO	PRO-T20*	400	5800	36	10	30	41
HDE30-400-37ETH-PRO	ETH 37/400	400	5800	37	10	30	41
HDE30-500-30-PRO	PRO-T18*	500	7250	30	8	30	41
HDE30-500-30ETH-PRO	ETH 30/500	500	7250	30	8	30	41
HDE30-700-22-PRO	PRO-S18*	700	10179	22	6	30	41
HDE30-800-19ETV-PRO	ETV 18/800*	800	11600	19	5	30	41
HDE30-1100-14ETV-PRO	ETV 13/1100*	1100	16000	14	4	30	41
HDE30-3863-4-PRO	PRO4000*	3863	56014	4	1	30	41

*Stainless steel pump head

PETROL

ITEM CODE	PUMP TYPE	PRESSURE		FLOW		POWER	
		BAR	PSI	LPM	GPM	KW	HP
HDMP30-107-144ET-PRO	ET 144/110	107	1552	144	38	30	41
HDMP30-120-121ET-PRO	ET 120/120	120	1740	121	32	30	41
HDMP30-150-100ET-PRO	ET 100/150	150	2175	100	26	30	41
HDMP30-175-87ET-PRO	ET 87/175	175	2538	87	23	30	41
HDMP30-200-69ET-PRO	ET 70/200	200	2900	69	18	30	41
HDMP30-250-56-PRO	PRO-T25*	250	3625	56	15	30	41
HDMP30-250-54ETH-PRO	ETH 54/250	250	3625	54	14	30	41
HDMP30-300-43-PRO	PRO-T22*	300	4350	43	11	30	41
HDMP30-300-31CH-PRO	CH 31/300*	300	4350	31	8	30	41
HDMP30-320-44ETH-PRO	ETH 44/320	320	4640	44	12	30	41
HDMP30-400-36ETH-PRO	ETH 36/400	400	5800	36	10	30	41
HDMP30-450-30-PRO	PRO-T20*	450	6525	30	8	30	41
HDMP30-500-25CH-PRO	CH 25/500*	500	7250	25	7	30	41
HDMP30-600-25-PRO	PRO-T18*	600	8700	25	7	30	41
HDMP30-700-18-PRO	PRO-S18*	700	10875	18	5	30	41
HDMP30-3850-4-PRO	PRO4000*	3850	55825	4	1	30	41

*Stainless steel pump head

DIESEL

ITEM CODE	PUMP TYPE	PRESSURE		FLOW		POWER	
		BAR	PSI	LPM	GPM	KW	HP
HDMD19-113-84CL-PRO	CL 66/140*	113	1639	84	22	19	25
HDMD19-130-62CL-PRO	CL 70/130*	130	1885	62	16	19	25
HDMD19-152-63CL-PRO	CL 49/200*	152	2204	63	17	19	25
HDMD19-300-27CH-PRO	CH 31/300*	300	4350	27	7	19	25
HDMD19-432-22CH-PRO	CH 25/500*	432	6264	22	6	19	25
HDMD19-491-19-PRO	PRO-S18*	500	7120	19	5	19	25
HDMD19-491-19TW-PRO	TW5573S	500	7120	19	5	19	25

*Stainless steel pump head

Contact PRO-JETTING if you can not find your desired pressure and flow combination. Chances are that we can still build it (up to 37kW and 1500 bar).

The screenshot displays the GeoLocker Smart application interface. On the left, a map shows a location in Westland, Netherlands, with a red '12 TRACE' marker. The right panel provides detailed information about the device and its status.

GeoLocker Smart	
Data	Name: 220006273 Web: HD30-800-22 Product code: 862261044510225 Product version: v2.8 Software version: V1.2 Telephone: Description:
Location	Address (approx.): Vrodebestaan 69, Poeldijk, ZH, Netherlands GPS Location: 52.033283, 4.226221 Good precision Show on map Download Location history
Status	Last Contact: 18-01-2022 20:37:19 Last Position: 13-10-2021 03:42:45 Battery: 73.4 % Temperature: 19 °C Credit: European Bundle, valid until 30-06-2022 Online upgrading Cash voucher Check new battery
Usage administration	Machine hours: 127:44:40 Trip meter: 127:44:40 Next report: No service available Last Report: No service available Hours overview Reset warnings Add new notification

OPTIONAL

- Electronic hour counter with track & trace
- Wired emergency stop
- Wireless remote control
- Additional fuel tank



SUPERB CLEANING WITHOUT SURFACE DAMAGE

WHY STEAM?

- THERMO SHOCK EFFECT
- ECO FRIENDLY
- NO SURFACE DAMAGE
- NO CHEMICALS
- NO WAITING TIME
- LOW WATER CONSUMPTION





Pro-Steam



SUPERB CLEANING, NO DAMAGE!

Pro-steam combines high pressure with a very high temperature (150°C) for rapid and eco friendly cleaning without damaging delicate surfaces.



Safe for (monumental) statues, facades, buildings and rooftops.



Safe for wooden terraces, fencing, furniture and other surfaces. Leaving the wood as new, without damaging its fibres.



Safe for weed removal and cleaning terraces and (ceramic) tiles, leaving sand, grout and mortar inside the joints.



Removes oil, grease and other contaminants by thinning and dissolving them with heat.



Removes Graffiti, paint, road marking, coating, resin and glue without chemical strippers and without waiting times.



Removes chewing gum in a matter of seconds and faster than all other cleaning methods.



Removes atmospheric contaminants and smog.



Removes weed, algae and moss, and kills their spores.



Cleans and disinfects waste bins, containers, bus shelters and other urban structures by killing most germs and bacteria and removing odors.



HOT AND STEAM UNITS

 **300 - 800 BAR** (4,350 - 11,600 PSI)

 **95 - 150 °C** (200 - 300 °F)

 **9 - 55KW** (12 - 72 HP)

PRO HOT

Hot water increases cleaning speeds as it liquifies greases and dissolves much more material than cold water. PRO-HOT high pressure units deliver high pressure water at 95°C to increase working speeds.

PRO STEAM

PRO-STEAM regulates the unit to deliver steam at 150°C at an adjustable pressure up to 250 bar for removing graffiti and adhesives, chewing gum, atmospheric pollution, oils, weeds, algae and moss, and many other substances very fast, without chemicals and without damaging surfaces. All PRO-STEAM units can also be used at 95°C at the maximum pressure and flow for increased working speeds when steam is not required.

ELECTRONIC CONTROLS

Intuitive, electronic control module for temperature settings, dry-run and temperature protection, burner diagnosis and for digital sensor readings such as temperature, pressure and water tank level.





SERVICE DETAIL

All our hot water and steam high pressure units are designed in accordance to our engineering philosophy with reliable, and no more than necessary components that are easy accessible for service and maintenance.

HIGH PRESSURE PUMPS

The PRO HOT and -STEAM units are available with a large variety of pressure and flow combinations with PRO-JETING and HPP pumps.



HPP CH

PRO'S

DIRECT DRIVEN

STAINLESS STEEL PUMP HEAD

CERAMIC PLUNGERS

USER FRIENDLY CONTROLS

Intuitive, electronic, controls with digital display and dry-run- and temperature protection.

SOUND-PROOF CANOPY

Durable and compact sound insulating canopy with top-hinged access doors on both sides

DESCALING SYSTEM

Descaling fluid dosing system for extended lifetimes.

STAINLESS REELS

Stainless steel hose reels with 30 meters $\frac{3}{4}$ " filling hose and 50m $\frac{3}{8}$ " 150°C high pressure hose.
Other lengths and automatic reels are optionally available.

TRAILER

Compact trailer made of galvanized aluminum with leveler and rear stabilizer support jack.



BURNER

Electronic controlled hot water burner compliant with PED regulation.

LOW EMISSIONS

Yanmar Stage V with Diesel Exhaust Fluid after treatment system to reduce harmful emissions.

FUEL TANK


75L Fuel tank with a low center of gravity conveniently built in the canopy frame.

PUMP

Easy accessible for service and available in a large variety of PRO-JETTING and HPP pumps.

WATER SUPPLY

Large capacity water tank with a low center of gravity.



DESCALING SYSTEM

Descaling fluid dosing system for extended lifetimes.



STORAGE

Lockable storage cabinet for equipment and accessories.

WATER SUPPLY

900L flat bottom, baffled, water supply tank with a low center of gravity.

TANDEM TRAILER

Tandem axle, braked, trailer made of galvanized steel with leveler and rear stabilizer support jack.

LOW EMISSIONS

Stage V, liquid cooled, Yanmar diesel engine.

Compatible with renewable HVO, BTL, GTL and CTL diesel fuels for reduced emissions.



STAINLESS REELS

Stainless steel hose reels with 30 meters $\frac{3}{4}$ " filling hose and 50m $\frac{3}{8}$ " 150°C high pressure hose. Other lengths and automatic reels are optionally available.



USER FRIENDLY CONTROLS

Intuitive, electronic, controls with digital display and dry-run and temperature protection.



EMERGENCY STOP

Double-Wired emergency stop in accordance with the SIR regulations.



CARTRIDGE FILTER

Washable cartridge filters in a self-venting housing.



FUEL TANK

120L Diesel tank HDPE welded in the center of the water tank with a low center of gravity.

PRO-STEAM 20
VAN SKID





CONFIGURATIONS

The PRO HOT AND -STEAM UNITS are available as a canopy, canopy trailer, skid or trailer depending size.

CANOPY A	DIMENSIONS MM	WEIGHT KG	WATER TANK L	FUEL TANK L
Without duct	1460 x 730 x 1070	675	-	60
With tank	1910 x 730 x 1371	750	350	60
Trailer	3740 x 1480 x 1880	Max. 1300	350	60



CANOPY TRAILER A



CANOPY B

CANOPY B	DIMENSIONS MM	WEIGHT KG	WATER TANK L	FUEL TANK L
Without duct	1810 x 860 x 1150	975	-	75
With tank	2400 x 860 x 1300	1125	520	75
Trailer	4000 x 1580 x 1950	Max. 1500	520	75



TANDEM TRAILER



SKID

TYPE	DIMENSIONS MM	WEIGHT KG	WATER TANK L	FUEL TANK L
Skid	2480 x 1220 x 1230	850*	950	126
Tandem trailer	3530 x 1780 x 2000	Max 1700	950	126

* HDMD15-300-26 PRO HOT with empty tank.

YANMAR STAGE V DIESEL

The PRO HOT AND -STEAM UNITS are driven by reliable and fuel-efficient Yanmar TNV common rail STAGE V Diesel engines.



- Motor : 3TNM68-AS 3TNV82-AS 4TNV98 4TNV98CT
- Power : 14,7kW 23,0*KW 51,7kW 53.7kW
- Cylinders : 3 3 4 4
- Type : Turbo
- Cooling : Liquid cooled
- Emission : Stage V, Tier 4 final
- Fuels : Diesel, HVO, BTL, GTL, CTL

* derated to 18.9 kW to comply with Euro Stage V

AVAILABLE HOT AND STEAM UNITS

ITEM CODE	ENGINE	PUMP	BAR	LPM	°C	CONFIGURATIONS
11-350-16**	3TNM68-AS	TW7050S	350	16	95 / 150	Canopy A (Trailer)
11-500-15**	3TNM68-AS	TW4073S	500	15	95 / 150	Canopy A (Trailer)
12-300-20**	3TNM68-AS	TW7050S	300	20	95 / 150	Canopy A (Trailer)
14-350-20**	3TNV82-AS	TW7050S	350	20	95 / 150	Canopy B (Trailer), Skid, Tandem Trailer
15-300-26	3TNV82-AS	CH300/31*	300	26	95	Canopy B (Trailer), Skid, Tandem Trailer
17-500-18	3TNV82-AS	TW5573S	500	18	95	Canopy B (Trailer), Skid, Tandem Trailer
9-250-18D**	3TNV82-AS	2 x TW5550S	250	18	95 / 150	Canopy B (Trailer), Skid, Tandem Trailer
35-600-30	4TNV98C	ELH30/600*	600	30	95	Skid, Tandem Trailer
37-500-38	4TNV98C	ELH38/500*	500	38	95	Skid, Tandem Trailer
49-500-50D	4TNV98CT	2xCH500/25*	500	50	95	Skid, Tandem Trailer
53-500-50	4TNV98CT	ESH55/500*	500	50	95	Skid, Tandem Trailer
40-800-26**	4TNV98CT	EFV26/800*	800	26	90	Skid, Tandem Trailer

* Stainless steel pump head ** The flow and pressure are controlled to reach max. temperature.

HIGH EFFICIENCY

HDE37





HIGH PRESSURE UNIT

ELECTRIC

-  **130 - 1000 BAR** (1,885 - 14,500 PSI)
-  **19 - 150 LPM** (5 - 40 GPM)
-  **37 KW** (50 HP)

The electric HDE37 high pressure unit is built inside an enclosed, durable and compact stainless steel frame with a light-weight and efficient ABB SynRM electric motor that delivers three times the power of a conventional electric motor of the same size.

Perfect for permanent installations inside (food) production plants or special purpose vehicles.

This high pressure unit with its frequency inverter, digital controls and ethernet connection is suitable for a large variety of software-controlled applications and integrates smoothly in automatized cleaning- or production lines with pre-installed pressure/ and flow programs.

***“FOR AUTOMIZED PRODUCTION PLANTS OR
SPECIAL PURPOSE VEHICLES”***





HDE37 HIGH PRESSURE UNITS

ITEM CODE	PUMP TYPE	PRESSURE		FLOW		POWER	
		BAR	PSI	LPM	GPM	KW	HP
HDE37-1000-19S	HPP EV	1000	14500	19	5	37	50
HDE37-600-30S	HPP ELH	600	8700	30	8	37	50
HDE37-500-38S	HPP ELH	500	7250	38	10	37	50
HDE37-400-47S	HPP ELH	400	5800	47	12	37	50
HDE37-310-59S	HPP ELH	310	4496	59	15.6	37	50
HDE37-280-70S	HPP ELH	280	4060	70	18	37	50
HDE37-210-85	HPP ELS	210	3050	85	22	37	50
HDE37-160-122S	HPP ELS	160	2321	160	42	37	50
HDE37-130-150S	HPP ELS	130	1885	150	40	37	50

SPECIFICATIONS

Frequency inverter	: ABB
Power supply	: 3-phase 400VAC / 50HZ : (optional 440VAC / 60 Hz)
Connection	: 63A 3-phase + 0
Motor	: ABB 132 SMF 4,HO : SynRM technology
Weight	: 280 kg (620lbs)
Dimensions	: 760x882x904mm : (30x35x36")
Protection	: IP54
Certifications	: SIR : CE

FEATURES

- Compact and durable stainless steel frame
- Frequency inverter for continuous pressure adjustment
- Digital controls and ethernet connection for automatic and robot integrations via PROgram +
- Easily replaceable filter
- Electronic over and under pressure monitoring
- Electronic water supply pressure monitoring
- Frequency controlled supply pump
- Remote control (optional)



DNV HIGH PRESSURE UNIT

ELECTRIC

-  **130 - 1500 BAR** (1,885 - 21,750 PSI)
-  **19 - 220 LPM** (5 - 58 GPM)
-  **56 KW** (76 HP)

This electric driven high pressure unit is conveniently installed in a durable DNV container with stainless steel pump head and frequency inverter for offshore and industrial cleaning applications.

Available with electric drive up to 56 kW, with a maximum pressure of 1500 bar or a maximum flow of 220 LPM.

The stackable, heavy-duty, DNV certified container has lifting eyes and forklift pockets for easy transportation.

AVAILABLE DNV HIGH PRESSURE UNITS

ITEM CODE	PUMP TYPE	PRESSURE		FLOW		POWER	
		BAR	PSI	LPM	GPM	KW	HP
HDE56-1500-19-PRO	HPP ESV	1500	21750	19	5	56	76
HDE55-1000-26-PRO	HPP ESV	1000	14500	26	7	55	75
HDE55-600-38-PRO	HPP ESH	600	8700	38	10	55	75
HDE55-500-55-PRO	HPP ESH	500	7250	55	15	55	75
HDE55-400-68-PRO	HPP ESH	400	5800	68	18	55	75
HDE55-310-82-PRO	HPP ESH	310	4495	82	22	55	75
HDE55-250-106-PRO	HPP ES	250	3625	106	28	55	75
HDE55-210-133-PRO	HPP ES	210	3045	133	35	55	75
HDE55-185-153-PRO	HPP ES	190	2683	153	40	55	75
HDE55-153-185-PRO	HPP ES	155	2219	185	49	55	75
HDE56-130-220-PRO	HPP ES	130	1885	220	58	56	76

NON-ELECTRIC ALTERNATIVES

No 3-phase power supply at site? No problem! Inform about the Diesel and Petrol engine driven possibilities.

SPECIFICATIONS

Frequency inverter	: PRO-JETTING
Power supply	: 3-phase 400VAC / 50HZ : (optional 440VAC / 60 Hz)
Connection	: 63A 3-phase + N
Motor	: ABB 250 SMA
Weight	: 1600 kg (3527lbs)
Drive	: Electric 3 phases
Dimensions	: 1230x2200x1140mm : (52x87x45")
Certifications	: Designed, built and : certified to DNV 2.7-1 / BS : EN12079 : Atex ZONE 2 (OPTIONAL) : CE : SIR

FEATURES

- Heavy-duty DNV container with front access doors and top storage lid
- Stainless steel pump head for salt water applications
- Frequency inverter for continuous pressure adjustment
- Digital controls and ethernet connection for automatic and robot integrations via PROgram +
- Easily cleanable water filter
- Electronic over and under pressure monitoring
- Electronic water supply pressure monitoring
- Frequency controlled water supply pump
- Remote control (optional)












***“COMPACT AND SOUND-PROOF CANOPY
WITH A STAGE V DIESEL UP TO 55KW”***



HDMD54 HIGH PRESSURE UNIT

DIESEL

	130 - 1500 BAR (1,885 - 21,750 PSI)
	19 - 220 LPM (5 - 58 GPM)
	54 KW (72 HP)

This diesel engine driven high pressure unit is available up to 54 kW and conveniently built inside a compact and soundproof canopy.

Driven by a fuel efficient Yanmar stage V diesel engine and available with a variety of reliable HPP pumps with pressures up to 1500bar (21,750psi) or a flow rate up to 220 LPM (58GPM).

The high pressure unit has intuitive digital controls that can be used with our PROgram+ software for a smooth integration of the pump controls with your robotic- or automated applications.

The soundproof canopy can be used stationary, configured as a trailer or fitted crosswise inside a container or box truck.

LOW EMISSIONS, RELIABLE AND FUEL EFFICIENT

The Yanmar TNV common rail STAGE V Diesel engines are extremely reliable and supported with a worldwide service network and 5 years factory warranty.

- Compliant with STAGE V and Tier 4 final
- Low fuel consumption
- Low noise and vibration
- Outstanding cold startability
- Compatibility with HVO, BTL, GTL, CTL fuels

ELECTRONIC PUMP CONTROLS AND PROGRAM+

With emergency stop, optional (wireless) remote control, or software integrations for automatic applications and controlling the high pressure unit safe and convenient from a (robot) control unit with all important operating data at a glance.



HIGH PRESSURE PUMPS

The HDMD54 is available in a variety of pressure and flow combinations with HPP ES, ESH and ESV pumps with stainless steel pump heads.



HPP EFV

PRO'S

DIRECT DRIVEN

STAINLESS STEEL PUMP HEAD

CERAMIC PLUNGERS

WIRELESS REMOTE CONTROL

Optional wireless receiver with remote control to start/ stop, adjust the RPM (pressure) and open/ close the by-pass valve.



USER FRIENDLY CONTROLS

Intuitive, and electronic controls with dry-run- and temperature protection, compatible with PROgram+.



CONVENIENT CONNECTIONS

For ease of operation and minimized startup times.

CARTRIDGE FILTER

Large capacity and washable cartridge filter in a self bleeding, housing.

● SOUND-PROOF CANOPY

Durable and compact sound insulating canopy with hinged access doors on 3 sides.

LOW EMISSIONS

Yanmar Stage V with Diesel Exhaust Fluid after treatment system to reduce harmful emissions.

Compatible with alternative fuels HVO, BTL, GTL, CTL



● YANMAR TURBO DIESEL

Reliable and fuel-efficient, liquid cooled, Yanmar Stage V turbo diesel engine with digital CAN control.

● FUEL TANK

75L Fuel tank with a low center of gravity conveniently built inside the canopy frame.

● PUMP

Easy accessible for service and available in a large variety of PRO-JETTING and HPP pumps mostly with stainless steel pump heads for saltwater usage.



CONFIGURATIONS

The HDMD54 Diesel high pressure unit is built inside a sound-proof canopy that can be configured as a trailer with a bottom water tank.

TYPE	DIMENSIONS MM	WEIGHT KG	WATER TANK L	FUEL TANK L
Canopy	1810 x 860 x 1150	975	-	75
Canopy with vent cover	2400 x 860 x 1300	1125	-	75
Trailer	4000 x 1580 x 1650	Max. 1500	520	75
Trailer with water tank	4000 x 1580 x 1950	Max. 1500	520	75

YANMAR STAGE V DIESEL

- Brand : Yanmar
- Power : 55kW
- Motor : 4TNV98CT
- Type : Turbo, 4-cyl. liquid cooled
- Emission : Stage V, Tier 4 final
- Fuels : Diesel, HVO, BTL, GTL, CTL



HDMD54 DIESEL HIGH PRESSURE UNITS

ITEM CODE	PUMP TYPE	PRESSURE		FLOW		POWER	
		BAR	PSI	LPM	GPM	KW	HP
HDMD54-1500-19-PRO	HPP ESV	1500	21750	19	5	54	72
HDMD54-1000-26-PRO	HPP ESV	1000	14500	26	7	54	72
HDMD54-600-38-PRO	HPP ESH	600	8700	38	10	54	72
HDMD54-500-55-PRO	HPP ESH	500	7250	55	15	54	72
HDMD54-400-68-PRO	HPP ESH	400	5800	68	18	54	72
HDMD54-310-82-PRO	HPP ESH	310	4495	82	22	54	72
HDMD54-250-106-PRO	HPP ES	250	3625	106	28	54	72
HDMD54-210-133-PRO	HPP ES	210	3045	133	35	54	72
HDMD54-185-153-PRO	HPP ES	190	2683	153	40	54	72
HDMD54-153-185-PRO	HPP ES	155	2219	185	49	54	72
HDMD54-130-220-PRO	HPP ES	130	1885	220	58	54	72

FEATURES

- Compact sound-proof canopy with top-hinging access doors at both sides
- Adjustable RPM for continuous pressure adjustment
- Digital controls and ethernet connection for automatic- and robot integrations via PROgram+
- Easily cleanable or replaceable water filter
- Electronic over pressure monitoring
- Electronic water supply pressure monitoring
- Emergency stop
- SIR certified
- Ce certified
- Remote control (optional)

*“MODERN DAY TECHNOLOGY WITH A
RELIABLE **STAGE V** ENGINE INSIDE
A SOUNDPROOF HOUSING”*





(ULTRA) HIGH PRESSURE UNIT

DIESEL



 400 - 2800 BAR (5,800 - 40,600 PSI)

 180 - 22.5 LPM (47.6 - 5.9 GPM)

 63 - 168 KW (86 - 229 HP)

HDMD P-SERIES

HDMD P-SERIES high-pressure unit offers an unbeatable price/quality ratio.

Available with (63 - 168 kW) vertical, HPP high pressure/ultra-high-pressure pump, powered by a fuel-efficient and reliable Volvo* stage V diesel engine.

Quick start-up and easy-to-use with convenient connections and modern electronic controls that allow smooth integration with (semi) automatic and robot applications.

Available as compact soundproof canopy, skid or trailer.

*Other engines available upon request.

HPP P-SERIES VERTICAL PUMP

High pressure plunger pump with oil pressure lubrication, oil cooler, and Intellivalve pump head technology that saves time and costs during maintenance or fluid ends conversions.



PRO'S

DIRECT DRIVE

INTELLIVALVE

EASY MAINTENANCE AND CONVERSIONS

HEAT EXCHANGER

BYPASS VALVE

WATER SUPPLY FILTER

With easy exchangeable filter bags in a stainless steel, self venting housing.

USER FRIENDLY CONTROLS

To start/ stop the engine, open/ close the (U)HP valve, continuously adjust the rpm/ pressure and emergency stop button.

The convenient LCD screen has WIFI to display the engine-, pre-pressure- and high pressure data. And for full compatibility with PROgram+ to integrate the pump controls with robot- and automatic applications.



CONVENIENT CONNECTIONS

For ease of operation and minimized startup times, and optional remote control and emergency stop.

POWERFUL, RELIABLE AND FUEL EFFICIENT

Volvo Penta 4-cylinder, common rail, turbo diesel engine with world-class fuel efficiency combined with a reliable Stage V Exhaust After Treatment System (EATS) gives high uptime as well as low cost of ownership.

Compatible with alternative fuels: HVO - BTL - GTL - CTL.

HDMD	P100		P150		P200	
Engine*	TAD581VE		TAD582VE		TAD583VE	
Power	129 kW	175 hp	160 kW	218 hp	175 kW	238 hp

* Other engine makes and models available upon request.



STAGE V AFTER TREATMENT

The Stage V after-treatment and ad-blue DEF tank are conveniently installed inside a separate compartment.

PRO'S



USER-FRIENDLY



MINIMIZED STARTUP TIMES



INDUSTRIAL ELECTRONIC CONTROL SYSTEM



AUTO-DIAGNOSE



REMOTE DIAL-IN



RELIABLE



LOW FUEL CONSUMPTION



LOW EMISSIONS



LOW NOISE LEVELS

CONFIGURATIONS

The HDMD Diesel engine driven high pressure units are available as a soundproof canopy with large fuel tank, forklift pockets and lifting eyes, or as an open skid or a tandem axle 3.5T trailer.

HDMD	DIMENSIONS		WEIGHT	
	MM	INCHES	KG	LBS
Canopy	3006x1083x1833	118.35x42.64x72.17	2100	4629
Trailer	4500x1630x2120	177.2x64.2x83.5	<3500	<7700

Alternatively, PRO-JETTING (Ultra) high pressure units can be driven electric or by the engine of a truck via its Power Take Off (PTO).

ELECTRONIC PUMP CONTROLS

With emergency stop, optional (wireless) remote control, or software integrations for automatic applications and controlling the high pressure unit safe and convenient from a (robot) control unit with all important operating data at a glance.



HDMD P-100

ITEM CODE	PUMP TYPE	PLUNGER		PRESSURE		FLOW		POWER	
		MM	INCH	BAR	PSI	LPM	GPM	KW	HP
HDMD-100-2800-12	P-100 UAP	12	0.47	2800	40,600	12,2	3.2	63,5	86,3
HDMD-100-2500-17	P-100 UAP	14	0.55	2500	36,250	16,7	4.4	77,2	104,9
HDMD-100-2000-22	P-100 UAP	16	0.63	2000	29,000	21,8	5.8	80,6	109,6
HDMD-100-1400-31	P-100 SAP	18	0.71	1400	20,300	30,6	8.1	79,4	107,9
HDMD-100-1400-28	P-100 UAP	18	0.71	1400	20,300	27,6	7.3	71,4	97,1
HDMD-100-1000-38	P-100 SAP	20	0.79	1000	14,500	37,8	10.0	70,0	95,2
HDMD-100-1000-34	P-100 UAP	20	0.79	1000	14,500	34,0	9.0	63,0	85,7
HDMD-100-900-46	P-100 SAP	22	0.87	900	13,050	45,7	12.1	76,2	103,6
HDMD-100-750-54	P-100 SAP	24	0.94	750	10,875	54,4	14.4	75,6	102,8
HDMD-100-650-64	P-100 SAP	26	1.02	650	9,425	63,9	16.9	76,9	104,5
HDMD-100-600-74	P-100 SAP	28	1.10	600	8,700	74,1	19.6	82,3	111,9
HDMD-100-500-85	P-100 SAP	30	1.18	500	7,250	85,1	22.5	78,8	107,1
HDMD-100-420-97	P-100 SAP	32	1.26	420	6,090	96,8	25.6	75,3	102,3
HDMD-100-330-116	P-100 SAP	35	1.38	330	4,785	115,8	30.6	70,7	96,2
HDMD-100-270-151	P-100 SAP	40	1.57	270	3,915	151,2	39.9	75,6	102,8

* Available with horizontal pump only.

HDMD P-150

ITEM CODE	PUMP TYPE	PLUNGER		PRESSURE		FLOW		POWER	
		MM	INCH	BAR	PSI	LPM	GPM	KW	HP
HDMD-150-2800-22	P-150 UAP	16	0.63	2800	40,600	21,8	5.8	112,9	153,5
HDMD-150-2200-28	P-150 UAP	18	0.71	2200	31,900	27,6	7.3	112,3	152,6
HDMD-150-1800-34	P-150 UAP	20	0.79	1800	26,100	34,0	9.0	113,4	154,2
HDMD-150-1400-46	P-150 SAP	22	0.87	1400	20,300	45,7	12.1	118,6	161,2
HDMD-150-1200-54	P-150 SAP	24	0.94	1200	17,400	54,4	14.4	121,0	164,5
HDMD-150-1000-64	P-150 SAP	26	1.02	1000	14,500	63,9	16.9	118,3	160,8
HDMD-150-830-74	P-150 SAP	28	1.10	830	12,035	74,1	19.6	113,9	154,8
HDMD-150-750-85	P-150 SAP	30	1.18	750	10,875	85,1	22.5	118,1	160,6
HDMD-150-640-97	P-150 SAP	32	1.26	640	9,280	96,8	25.6	114,7	155,9
HDMD-150-560-116	P-150 SAP	35	1.38	560	8,120	115,8	30.6	120,1	163,2
HDMD-150-400-151	P-150 SAP	40	1.57	400	5,800	151,2	39.9	112,0	152,3

HDMD P-200

ITEM CODE	PUMP TYPE	PLUNGER		PRESSURE		FLOW		POWER	
		MM	INCH	BAR	PSI	LPM	GPM	KW	HP
HDMD-200-2800-26	P-200 UAP	16	0.63	2800	40600	25,8	6.8	133,6	181,7
HDMD-200-2500-33	P-200 UAP	18	0.71	2500	36250	32,6	8.6	151,0	205,3
HDMD-200-2000-40	P-200 UAP	20	0.79	2000	29000	40,3	10.6	149,2	202,8
HDMD-200-1470-54	P-200 SAP	22	0.87	1470	21315	54,1	14.3	147,4	200,4
HDMD-200-1300-64	P-200 SAP	24	0.94	1300	18850	64,4	17.0	155,1	210,9
HDMD-200-1200-76	P-200 SAP	26	1.02	1200	17400	75,6	20.0	168	228,5
HDMD-200-1000-88	P-200 SAP	28	1.10	1000	14500	87,7	23.2	162,4	220,8
HDMD-200-800-101	P-200 SAP	30	1.18	800	11600	100,7	26.6	149,2	202,8
HDMD-200-700-115	P-200 SAP	32	1.26	700	10150	114,5	30.3	148,5	201,9
HDMD-200-600-137	P-200 SAP	35	1.38	600	8700	137,0	36.2	152,3	207
HDMD-200-450-179	P-200 SAP	40	1.57	450	6525	179,0	47.3	149,2	202,8






***“PROGRAM+ SOFTWARE FOR
AUTOMIZED AND ROBOTIC
APPLICATIONS”***

INDUSTRIAL ROBOTICS



***“MODULAR BUILT, FOR A VARIETY OF
APPLICATIONS, INCLUDING YOUR
CUSTOM APPLICATIONS”***



"CLEANING OF (SEA)WATER INTAKES, HORIZONTAL TANKS, & PIPELINES"


EXCHANGEABLE
LANCES

HIGH PRESSURE
SWIVEL

4 PRESSURE SWITCHED
FRONT FACING NOZZLES

PNEUMATIC
FOLDABLE ARM

ELECTRIC OR
WATER DRIVEN
DRIVETRAIN





LARGE DIAMETER PIPE & TANK CLEANING



SCAN FOR VIDEO

TWK300 1000 - 3000MM (40-120")

The TWK300 tank cleaning robot has a pneumatic foldable arm to fit 400mm (16") manholes, and exchangeable lances for intense cleaning, close to the surface of 1000 to 3000 mm (40 – 120") tanks and pipes.

The TWK300 is available with water hydraulic drives to comply with Atex Zone 0 or with powerful electric drives to reach very far inside large diameter pipelines or seawater intakes!



DEBRIS REMOVAL ADAPTER



FORWARD FACING NOZZLES

SPECIFICATIONS

- Scope of use : 1000 - 3000mm (40-120")
- Min. access diameter: 400mm (15,7")
- Drive : Electric
- Max. pressure : 500bar (7,250psi) (ATEX)
- Max. flow : 21GPM (80LPM)
- Max. rotation : 1000 RPM
- Max. temperature : 90°C (194°F)
- Weight : 45kg (99lbs)
- Dimensions : 850x350x400mm (33.5x14x 16")

FEATURES

- Exchangeable lances for intense cleaning close to the surface
- Pressure switched forward-facing nozzles for cleaning tank heads
- Pneumatic foldable arm to fit 400mm (16") access points
- Water hydraulic driven

OPTIONS

- Camera module(s)
- Adapter for vacuum debris removal
- Hot water compatibility
- Certified Atex explosion Zone 1 or Zone 0

***“THE R600 INDUSTRIAL CLEANING ROBOT
IS COMPATIBLE WITH THE SAME CONTROL UNIT
AND CABLE REEL AS THE SEWER ROBOTS”***



MULTI-PURPOSE

Various job-specific modules can be easily exchanged to adapt the robot for different applications via its twist-and-lock mechanism.



HYDRO-PNEUMATIC ACTUATOR

The R600 has a powerful linear actuator to raise the boom, cleaning arm or dome.

This actuator is operated with compressed air and features an enclosed hydraulic circuit to combine strength and precision.

FULLY CUSTOMIZABLE

The R600's programmable outputs allow easy customization for specialty jobs. Add auxiliary cameras and lighting, additional sensors and electronic- or pneumatic driven movements.

-Or- a completely custom tool can be developed for your specific application.



REAR VIEW CAMERA

Rear view camera and convenient connections for power- and job-specific supplies to minimize setup times.

POWERFUL DRIVE

The modular base platform is made off durable stainless steel and adjustable in length and width to adjust to various applications.

DURABLE & MODULAR BASE

The powerful R600 can be equipped with either 2 or 4 driving motors that provide 150 or 300 KG towing capacity to take a heavy load or reach far inside pipelines or tanks.



***“PROGRAMMABLE OUTPUTS ALLOW
EASY **CUSTOMIZATION** FOR SPECIALTY JOBS”***

APPLICATIONS


- SURFACE PREPARATION & REMOVAL OF MARKINGS OR STRIPING
- VACUUM EXCAVATION & SLUDGE OR BULK WASTE REMOVAL
- LARGE DIAMETER PIPE & TANK CLEANING
- COLD CUTTING & (ULTRA) HIGH PRESSURE JETTING
- YOUR CUSTOM APPLICATION



SC600DVAC



TRACKED INDUSTRIAL CLEANING ROBOT



SCAN FOR VIDEO

R600 >500MM (>20")

The R600 is a powerful and multi-functional modular robot crawler that can be used with various job-specific modules for heavy-duty industrial applications.

The R600 is compatible and easy exchangeable with the SEWER ROBOTICS mobile cable reel and control unit for a very small footprint or can be used in combination with a special purpose vehicle installed system.



VAC600

SPECIFICATIONS

Scope of use	: >500MM (>20")
Cameras	: Forward facing : Rear view
Lighting	: Intensity adjustable LEDs
Speed	: 3 - 10kmh (1.9-6.2mph)
Traction Force	: 150kg (330lbs) 2 motors : 300kg (660lbs) 4 motors
Weight	: 110kg (243lbs)
Dimensions	: 900x420x300mm (35.4x16.5x11.8")

COMPATIBLE MODULES

- VAC600 – Vacuum Excavation & Sludge removal
- SC600DVAC – Dual Surface Cleaner with Vacuum
- TWK600 – Large diameter pipe and tank cleaning
- WJ600 – Precision Water Jet Cutting
- Your custom module

FEATURES

- Easy exchangeable job-specific modules
- Heavy-duty stainless steel
- Wide angle color camera with Sapphire protection lens
- Adjustable length and width
- Single, lightweight, hybrid cable
- Programmable outputs for customization

OPTIONS

- Additional sensors
- Auxiliary cameras and lighting
- Electronic- or pneumatic driven features
- Customization and development of job-specific modules



SPECIAL PURPOSE INTEGRATION

PRO-JETTING special purpose system integrations have everything exactly at the right place.

Software controlled (PTO) high pressure unit, water supply, power supply, reels, equipment storage, workbench, control studio and cabinetry with sufficient storage.

All in accordance with your specific job requirements.

“PLUG-AND-PLAY, BOX INTEGRATED SYSTEMS”

SPECIAL PURPOSE

BOX INSTALLATION

PRO-JETTING box installations are built in our factory, with all bells and whistles, to meet our quality standards and your (custom) requirements. Tailored for your application to make your everyday work easier, safer and more efficient.

Such box integrated system is easily shipped inside a container and installed on a suitable chassis anywhere in the world.



EXAMPLE OF A BOX INSTALLATION FOR 1500BAR ROBOT WATER JET CUTTING.

INTEGRATION ACCESSORIES





CUSTOM SOLUTIONS

Your ideal equipment might not be available off the shelf. Custom is our specialty at PRO-JETTING and because of our modular designs and in-house engineering we can realize your desired equipment.

Just like this remotely-operated, diesel engine driven, cleaning vehicle with high pressure unit and height adjustable hydraulic reel was realised on tracks.



SEWER CLEANING

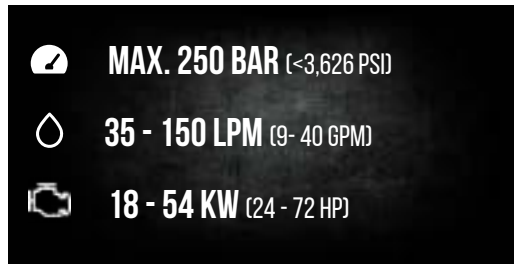






PRO VANPACK

DIESEL - PETROL - PTO



The PRO sewer cleaning vanpacks combine power and functionality for professionals who rely on great equipment to make their work easier.

These vanpacks have 2 hydraulic driven reels with free-wheeling ability. The main cleaning reel holds up to 120m $\frac{1}{2}$ " hose and can be both 90° pivoted and 180° rotated for positioning above the manhole and clear from the vehicle.

The secondary reel is connected via a threeway valve and can be used for both high- and low pressure applications. Such as cleaning with a gun, filling the tank or for working with a different size jetting hose than what is on the primary reel.

The high-pressure pump can be driven electric with a battery back, by a Petrol or Stage V Diesel engine, or by the engine of the vehicle via an hydraulic pump on the Power Take Off (PTO) gear of the vehicle's gearbox.

The pressure is continuously adjusted via electronic RPM control for an optimized jetting flow in combination with reduced fuel consumption and CO emissions.

- 2 hydraulic driven reels with freewheel
- Direct hydraulic driven pump
- Convenient digital controls
- Low CO emissions and fuel consumption
- Light weight stainless steel frame
- Large capacity water filters
- HDPE water tank
- Aluminum hydraulic oil tank



USER FRIENDLY CONTROLS

Intuitive, electronic, controls with digital display for safety warnings and diagnose.

PRIMARY HOSE REEL


90 degrees pivoting and 180 degrees rotating hydraulic driven cleaning hose reel with continuous speed adjustment and freewheeling function for 120m ½" hose.

FUEL TANK

120 L HDPE welded Diesel tank with level sensor.

CARTRIDGE FILTER

Washable cartridge filters in a self bleeding housing for the pump and filling the tank.



INJECTOR

Integrated injector for filling the tank quickly with surface water.

WATER TANK

800L HDPE custom welded water tank with baffles, float valve, level sensor and manhole.



WIRELESS REMOTE

Wireless remote control to open/ close the high pressure valve, adjust the pressure and operate the reels.

SECONDARY HOSE REEL

Hydraulic driven high pressure hose reel with continuous speed adjustment and freewheeling function for 100m ½" hose or 50m ¾" hose.

This secondary reel has a three-way valve for filling the tank or high pressure usage.


LOW EMISSIONS

Stage V, liquid cooled, Yanmar diesel engine.

Compatible with renewable HVO, BTL, GTL and CTL diesel fuels for reduced emissions.

ACCESSIBLE COUPLINGS

Quick connect couplings for filling and draining the water tank.



DIGITAL CONTROLS

The user-friendly controls are conveniently placed next to the primary reel with a rotary controller button to adjust the flow and a digital display for the following functions and sensor readings:

- SIL 3 emergency stop
- Start engine
- Water level
- Fuel level
- Temperature
- RPM
- Hour counter
- Working pressure
- Oil pressure
- Engine data and diagnose



DIESEL AND PETROL ENGINES

The PRO Vanpacks can be driven by reliable and fuel-efficient Yanmar TNV common rail STAGE V Diesel or Vanguard petrol engines.

MAKE	MODEL	TYPE	EMISSIONS	FUELS	POWER
Yanmar	3TNV82	3 Cyl. Liquid cooled	Stage V	Diesel, HVO, BTL, CTL, GTL	23*
Yanmar	4TNV88C	4 Cyl. Liquid cooled	Stage V	Diesel, HVO, BTL, CTL, GTL	36
Yanmar	4TNV98C	4 Cyl. Liquid cooled	Stage V	Diesel, HVO, BTL, CTL, GTL	42
Yanmar	4TNV98CT	4 Cyl. Turbo Liquid cooled	Stage V	Diesel, HVO, BTL, CTL, GTL	54
Vanguard	61G2	2 Cyl. V-twin air cooled		Petrol	30

* derated to 18.9 kW to comply with Euro Stage V

HIGH PRESSURE PUMP

The HPP CL, ET, EFR and ESR high flow pumps combines high quality with a lightweight design to be used at a wide RPM range for maximized flow and pressure output.



HPP ET

AVAILABLE PRO VANPACKS

ITEM CODE	PUMP TYPE	PRESSURE		FLOW		POWER	
		BAR	PSI	LPM	GPM	KW	HP
R18-165-56-PRO	HPP CL*	165	2392	56	14,8	18	24
R18-203-46-PRO	HPP ET	203	2943	46	12,1	18	24
R18-162-57-PRO	HPP ET	162	2349	57	15,1	18	24
R35-200-70-PRO	HPP ET	259	2900	70	18,4	35	47
R35-203-89-PRO	HPP EFR	203	2943	89	23,5	35	47
R40-200-70-PRO	HPP ET	296	2900	70	18,4	40	54
R40-175-87-PRO	HPP ET	236	2537	87	23,1	40	54
R55-180-150-PRO	HPP ESR*	200	2900	150	39,6	54	72
R55-200-70-PRO	HPP ESR*	406	2900	70	18,4	54	72
R30-175-60-PRO**	HPP ET	259	2537	60	15,7	30	40

*Stainless steel pump head **Petrol engine driven

SPECIFICATIONS

Primary high pressure hose reel

Drive : Hydraulic driven with continuous speed adjustment
 Movement : 90 degrees pivoting + 180 degrees rotating
 Capacity : 120m ½" hose

Secondary high pressure hose reel

Drive : Hydraulic driven with continuous speed adjustment
 Capacity : 100m ½" hose or 50m ¾" hose

Water tank capacity : 400, 800, 1000L

Fuel tank capacity : 120L

Weight : 700 kg (R18)

: 1300 kg (R35)

C70

CAMERA NOZZLE



AI AUTOMATIC DETECTED DEFECTS

***“COLLECT VALUABLE INTELLIGENCE
AT LOW COSTS & MINIMUM EFFORT
WHILE CLEANING”***

With reliable artificial intelligence software that automatically analyses your cleaning videos by coding and classifying defects according international CCTV inspection standards.


Your analysed cleanings are conveniently organized and prioritized in Sewer Analytics.

Ready for decisions making.

PUMP KITS



PRO-JETTING pump kits are engineered for easy installation or replacement of the jetting pump. Mounting the pump in the same angle as the engine will minimize noise, vibrations and wear while keeping the pump accessible for maintenance.



HIGH PRESSURE PUMPS



55 kW
110 - 226 LPM
130 - 250 BAR



22 - 35 kW
19 - 22 LPM
700 - 1000 BAR



25 - 34 kW
29 - 55 LPM
250 - 600 BAR



133 - 198 kW
183 - 561 LPM
180 - 400 BAR

PRO-JETTING offers a complete range of (Ultra) high pressure pumps up to 410 kW and 2800 bar.



56 - 60 kW
21 - 29 LPM
1000 - 1500 BAR



144 kW
300 - 480 LPM
145 - 250 BAR



112 - 410 kW
26 - 547 LPM
400 - 2800 BAR

OEM COMPONENTS

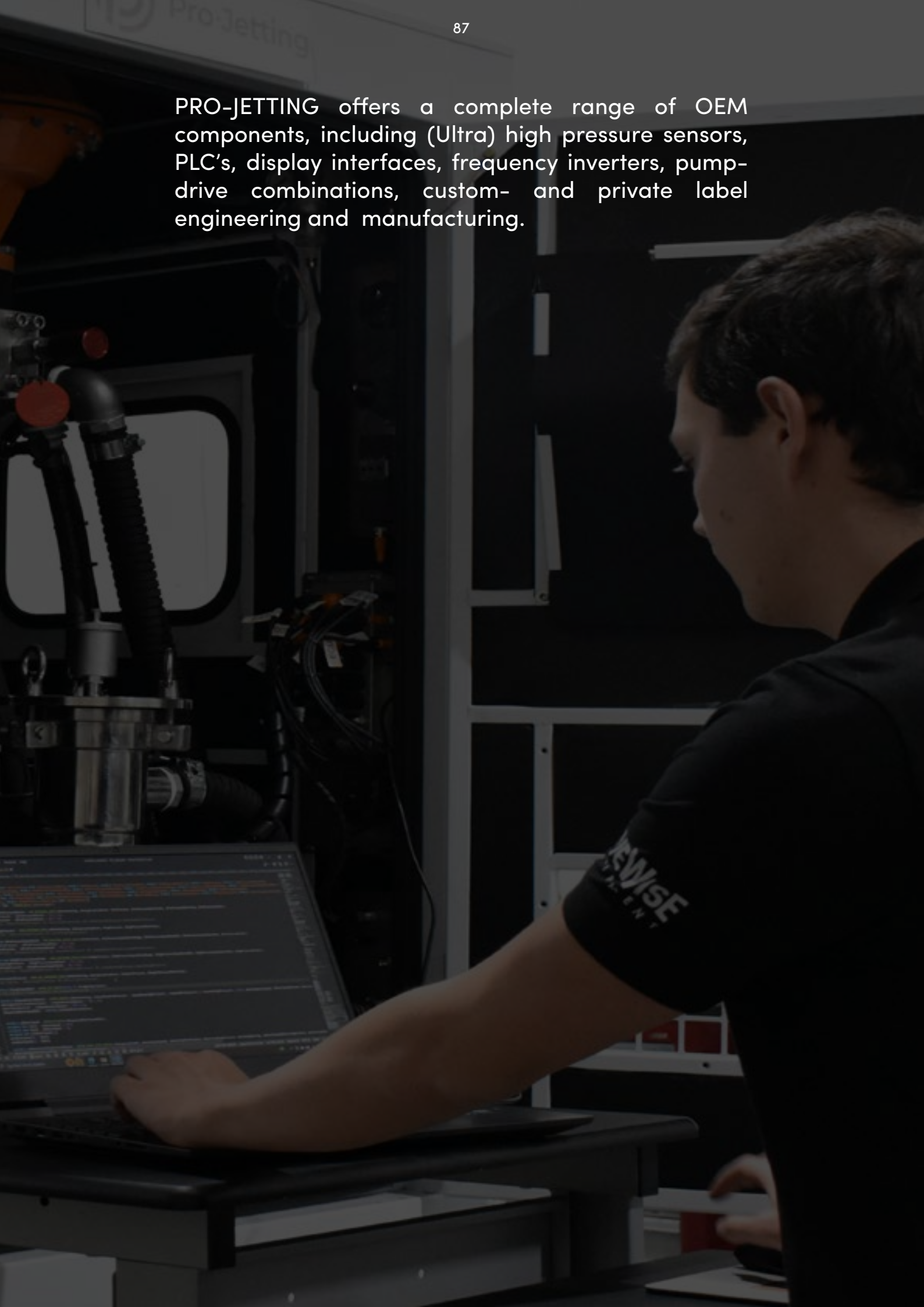
High pressure program 1/4

Water temperature 1	55	°C	
Water temperature 2	53	°C	<input type="checkbox"/> Burners
High pressure	264	Bar	
Pre pressure	1.3	Bar	
Set temperature	60	°C	

Status:



PRO-JETTING offers a complete range of OEM components, including (Ultra) high pressure sensors, PLC's, display interfaces, frequency inverters, pump-drive combinations, custom- and private label engineering and manufacturing.



PARTS AND ACCESSORIES

SEWER CLEANING



- Pumps
- Nozzles
- Hoses (1/2", 3/4", 1", 1 1/4")

GUNS, LANCES AND NOZZLES



- Guns and lances
- Surface cleaners
- Nozzles, fanjets and rotating nozzles

HOSES



- (150 °C) High pressure hoses
- 3/8", 1/2", 3/4" Rubber and thermoplastic
- Couplings, swivels and fittings
- Standard and custom length
- SIR pressure certified

ACCESSORIES



- Safety valves
- Pressure regulators
- Couplings, swivels and fittings
- OEM components



PARTS AND ACCESSORIES

up to 2800 bar (40,600 psi)

ROTATING NOZZLES



- Pipe & Tube Cleaning
- Diameter: 12 – 800 mm (0.5-32")
- Pressure: <2800 bar (40.000 psi)
- Rotating nozzles, unpluggers, polishers

PROTECTIVE CLOTHING



- Jackets and apron extensions
- Trousers and overalls
- Gloves and gaiters
- Vests, necks and hoods
- Protective cover sleeves

HOSES



- UHP Highest pressure
- High tensile steel wire reinforced thermoplastic
- Varying diameters custom lengths & couplings
- SIR pressure certified

UHP ACCESSORIES



- Couplings, Adapters, T- & Y-Pieces, Swivels
- Dump-, electric-remote and pneumatic- guns
- Valves, valve seats and seals for any brand
- Rotary nozzles, inserts, footvalves, cartridges

NOTES





PROFESSIONAL JETTING EQUIPMENT & SOLUTIONS

PRO-JETTING offers a complete range of units, parts, robots and accessories for jetting and industrial cleaning up to 2800 bar (40,600psi) backed by personal service, SIR certified mechanics, and an in-house engineering department.

- Personal service with large stock and fast shipping
- State-of-the-art workshop
- In-house engineering for custom solutions
- 4200 bar (61,000 psi) test facility and SIR certification

SIR

ID-TEC, the company behind PRO-JETTING, SEWER ROBOTICS and DIVEWISE-EQUIPMENT is specialized in high pressure and robotic applications for cleaning, inspection and maintenance of confined spaces.

DIVEWISE
EQUIPMENT

iDTEC INNOVATION
DEVELOPMENT
TECHNOLOGY

SEWER
ROBOTICS

401 MASTER BLASTER 40K



WWW.PRO-JETTING.COM



INFO@PRO-JETTING.COM



+31 (0) 174 – 289 475



ABC-WESTLAND 197 2685 DB,
POELDIJK, THE NETHERLANDS

YOUR PRO-JETTING DISTRIBUTOR:

